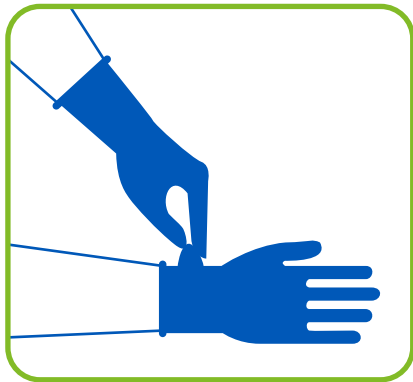


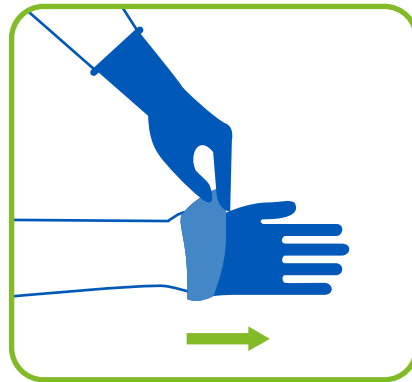
PPE DISPOSAL UNIT

How to Safely Remove PPE

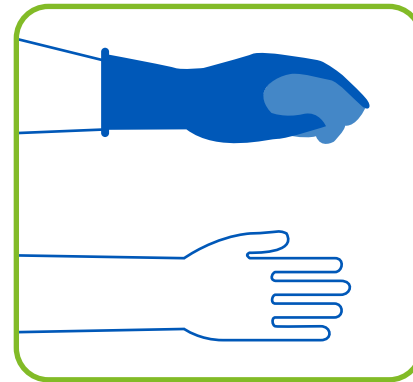
Glove Removal



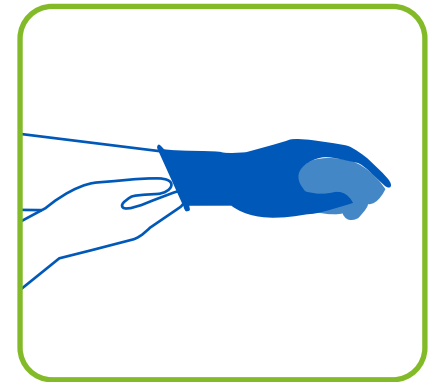
Pinch one glove at the wrist level to remove it, without touching the skin



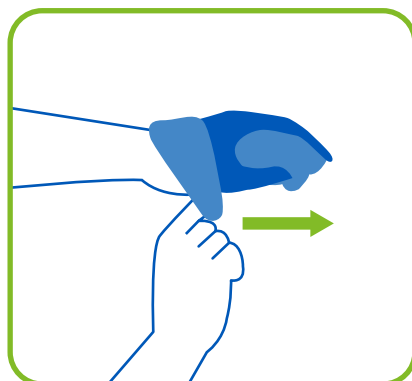
Peel the glove away from your hand, thus allowing the glove to turn inside-out



Hold the inside-out glove in the other hand



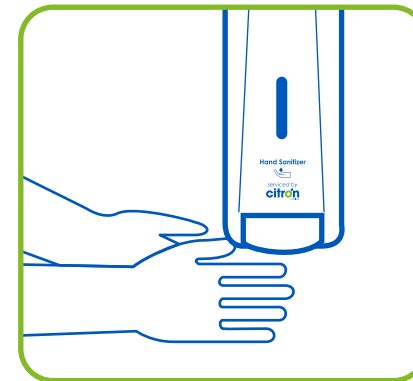
Slide your fingers under the wrist of the other glove



Peel the glove away from your body, turn it inside-out, leave the first glove inside the second



Dispose of the gloves safely in the bin provided



Wash your hands or use hand sanitizer

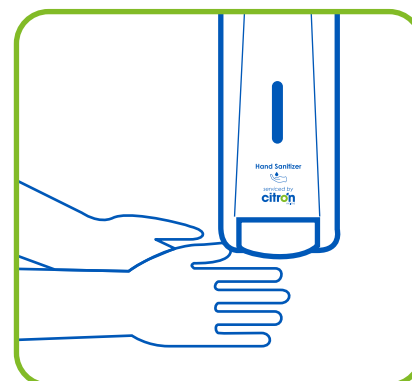
Mask removal



Handle by ear-loops, as front of mask is dirty. Remove from face, in a downward direction, using ear-loops



Discard mask in the disposal bin provided



Wash your hands or use hand sanitizer

**Your well-being is important to us.
Stop the spread!**



800.643.6922 | citronhygiene.com

citron[™]
HYGIENE
Building healthy spaces[™]